



Recuperació de pendents 2017-2018

**Assignatura: Dibuix Tècnic I
Professor: Toni Viamonte
Curs: 2017-18**

Treballs d'estiu per a la recuperació de Dibuix Tècnic I.

A continuació tens una sèrie d'exercicis que et seran molt útils per a superar l'examen de recuperació de l'assignatura.

Impresos tens uns d'exercicis destinats a comprendre la visualització de les figures en 3 dimensions. Es tracta de dibuixar la planta, alçat i perfil de les figures de la col·lecció presentada.

En els enllaços que disposes a continuació trobaràs els temes de geometria plana i sistema dièdric. Són exercicis d'un nivell similar als exposats a classe. Imprimeix-i tracta de resoldre'ls amb l'ajuda dels apunts i llibre de classe.

L'últim enllaç et portarà a la pàgina de la UIB a la qual pots trobar els models d'exàmens de selectivitat de totes les assignatures (Apartat «Altra informació d'interès»). Cerca la signatura de Dibuix Tècnic II i selecciona els exercicis de perspectiva axonomètrica o cavallera proposats. També disposes de la solució per a comprovar els teus resultats.

Traçats geomètrics

<http://dibujo.iespadremanjon.es/index.php/component/jdownloads/category/42-trazados-geom-1-bach?Itemid=-1>

Sistema dièdric


<http://dibujo.iespadremanjon.es/index.php/component/jdownloads/category/42-trazados-geom-1-bach?Itemid=-1>

Models UIB




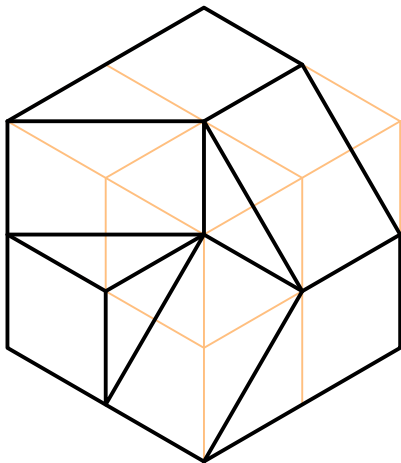



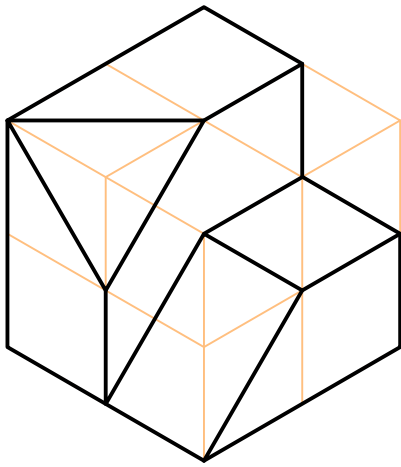
<http://estudis.uib.cat/grau/acces/batxiller/>

Per a consultes puntuals podeu contactar amb mi a epvcide2010@gmail.com




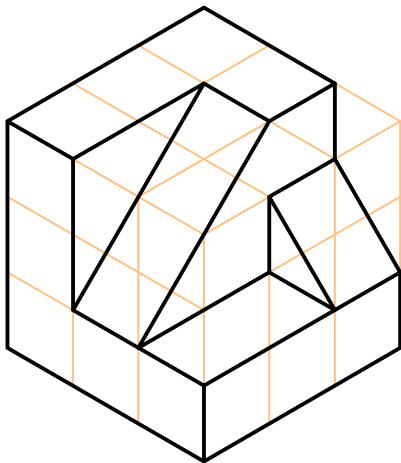



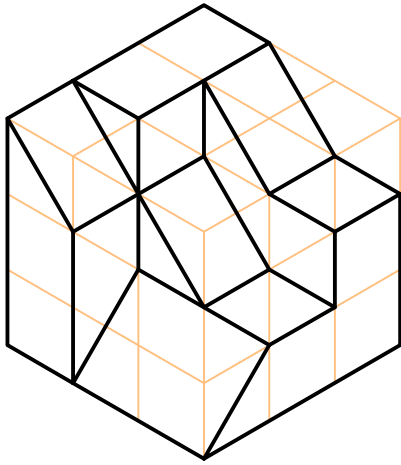
Sort amb el treball i bon estiu !!!






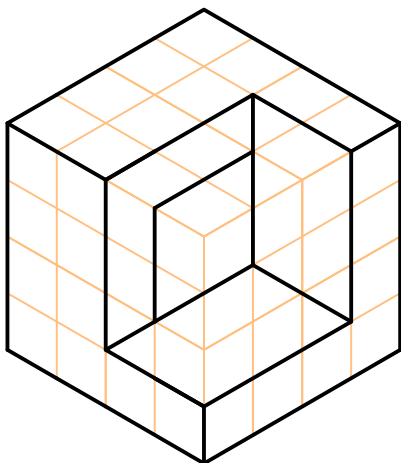



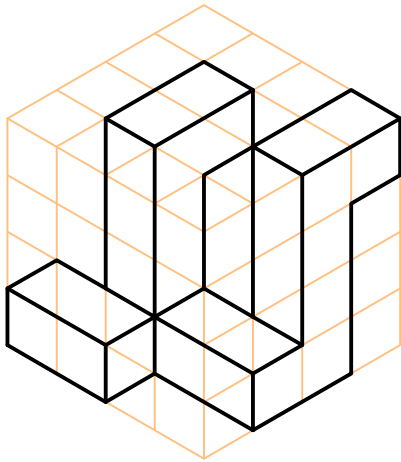
Dibujar las vistas (planta, alzado y perfil izquierdo) de las piezas representadas en isométrica.






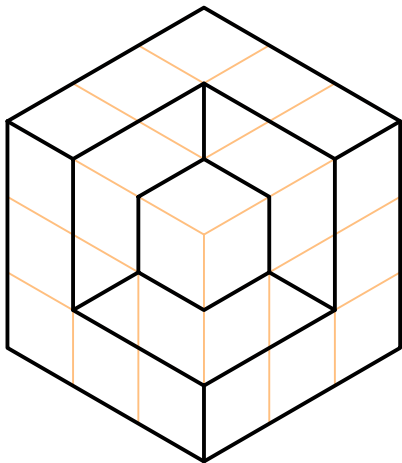



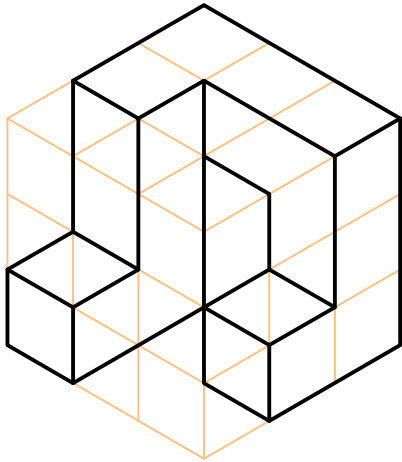
Dibujar las vistas (planta, alzado y perfil izquierdo) de las piezas representadas en isométrica.






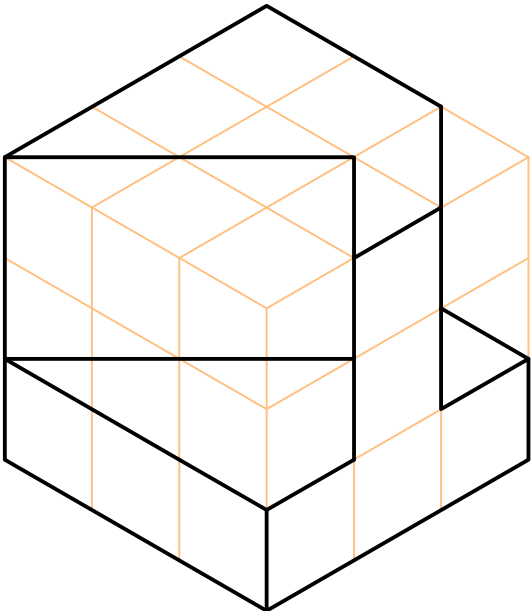



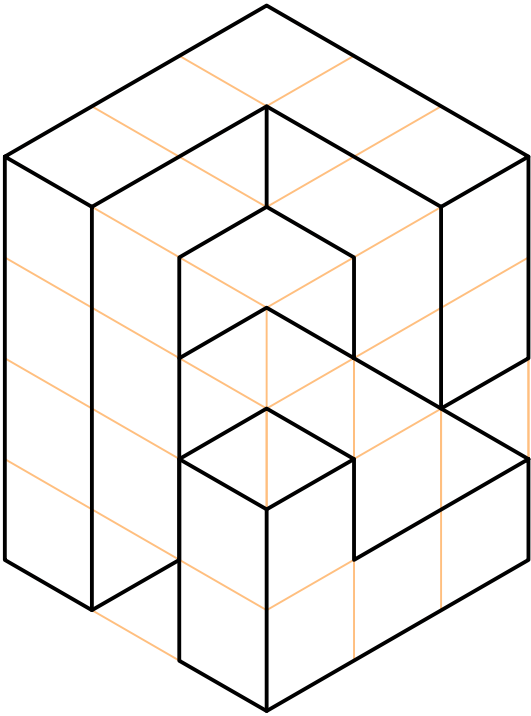
Dibujar las vistas (planta, alzado y perfil izquierdo) de las piezas representadas en isométrica.






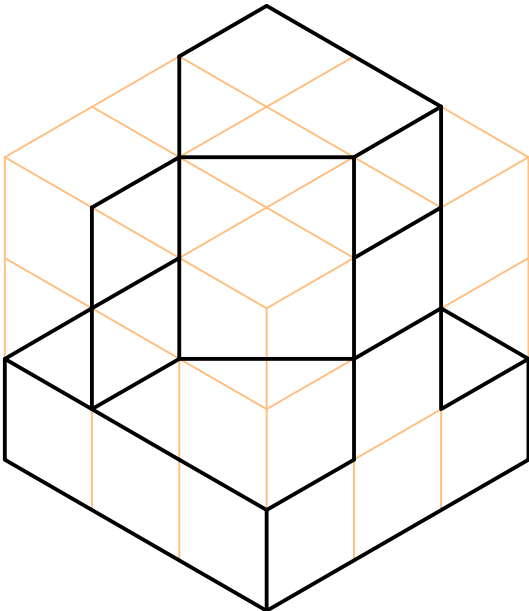



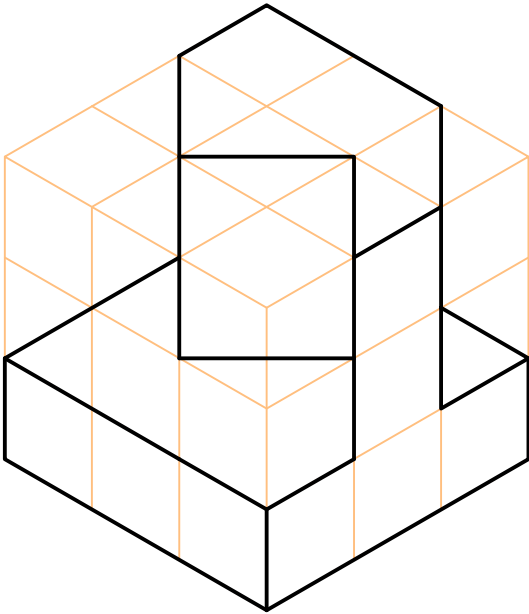
Dibujar las vistas (planta, alzado y perfil derecho) de las piezas representadas en isométrica.




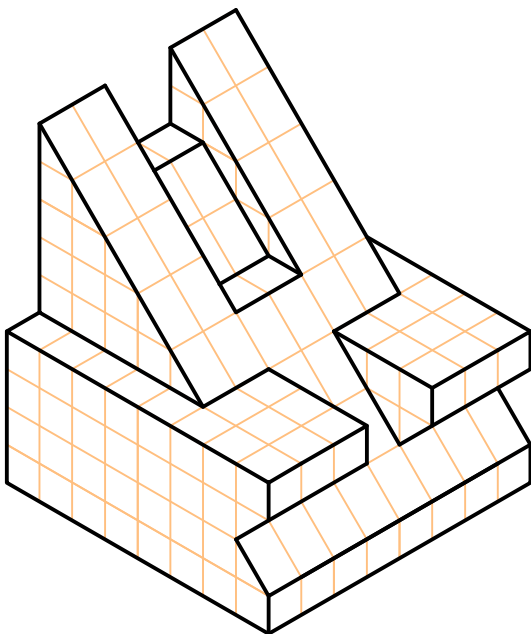



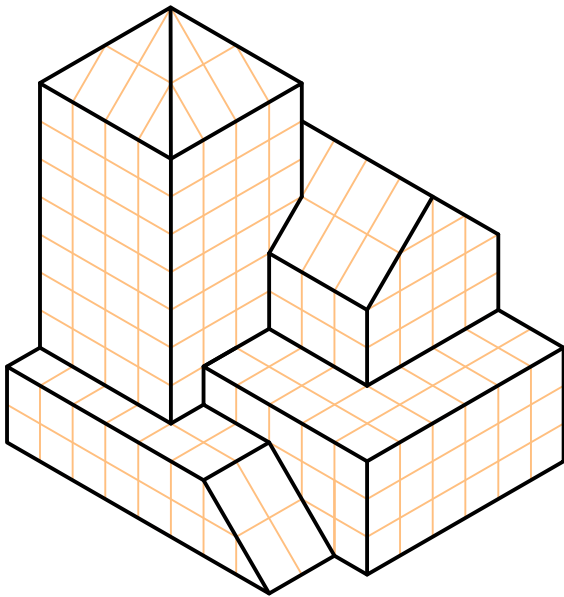
Dibujar las vistas (planta, alzado y perfil izquierdo) de las piezas representadas en isométrica.



Dibujar las vistas (planta, alzado y perfil izquierdo) de las piezas representadas en isométrica.



Dibujar las vistas (planta, alzado y perfil izquierdo) de las piezas representadas en isométrica.



Dibujar las vistas (planta, alzado y perfil derecho) de las piezas representadas en isométrica.

