



FEINES D'ESTIU

2017-2018

Assignatura: Visual Arts
Professors: Andrea Pomar
Curs: 1r d'ESO

Summer Activities that must be submitted in September on the September exam's day .

Vocabulary

- English Vocabulary: You need to create a list of at least FIVE words of vocabulary for each unit.

UNIT 0 Material	UNIT 1 Elements of the Language of Art	UNIT 2 Colour	UNIT 3 Visual communication

UNIT 4 Technical Drawing & Geometric Structures	UNIT 5 Perspective	UNIT 6 Volume

Elements of the Language of Art

The art elements are the basic components used by the artist when producing works of art.



They include color, line, shape, texture, and space.

The line

Line refers to the continuous mark made on some surface by a moving point.

You can shade in a drawing using lines, curves or circles.

- Shade in the drawing in the box.




The dot

The dot is the smallest visual element of drawing.

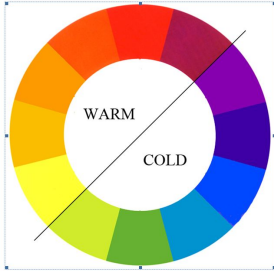
- Draw a still-life or a landscape painting with dots.



Técnica: Rotuladores





Colour



Colour temperature

Colours can transmit sensations of warmth or cold. Magenta, orange and yellow are warm colours. Blue, green and purple are cold colours.

- Colour each drawing using warm colours for the desert and cold colours for the picture of the marina.



Visual communication



Visual images


In visual communication, the image is very important because it is the main element of communication.

INFORMATIVE IMAGES

Content is transmitted in an objective way. They are clear, direct and objective.

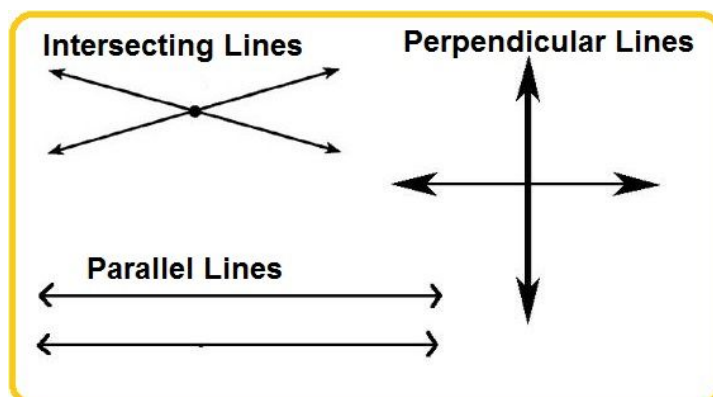
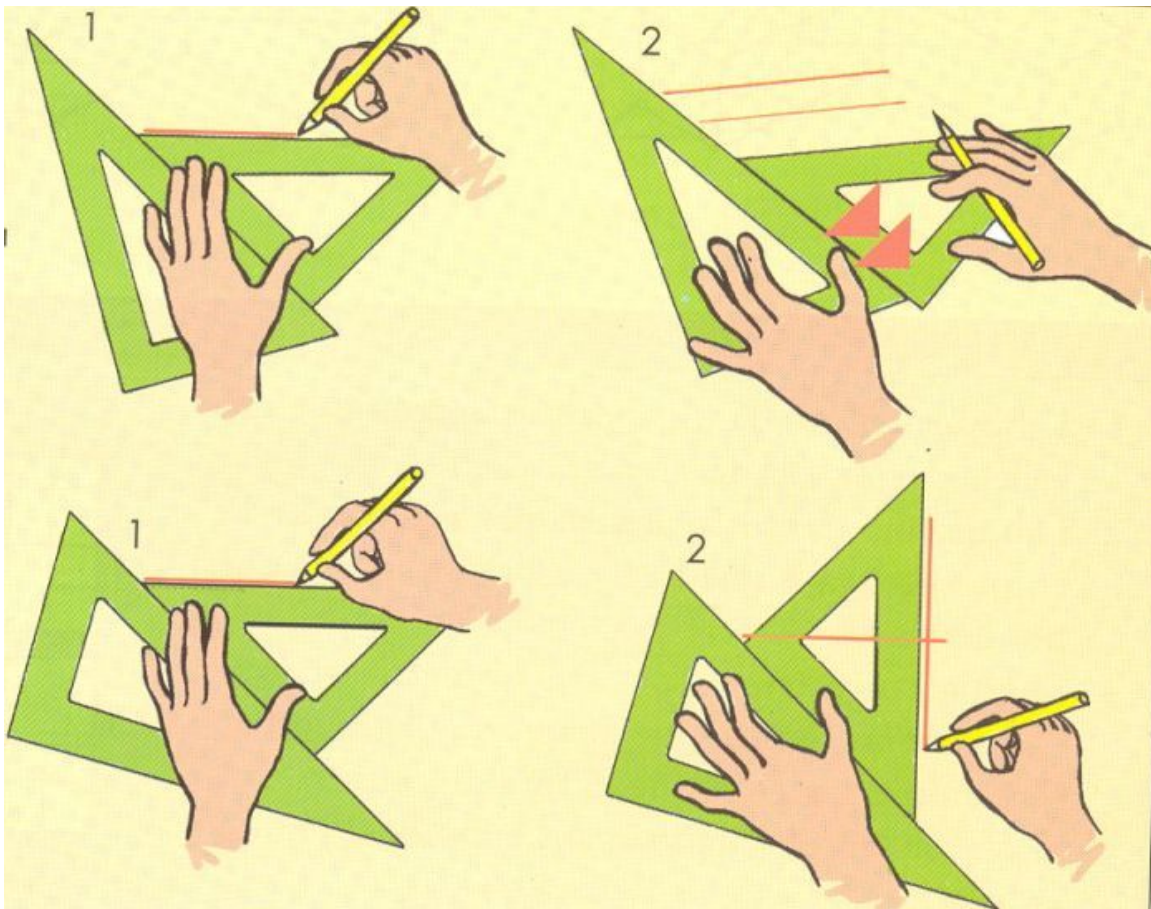
- In the box draw a pictogram to identify the arts and crafts workshop.

Remember: Don't use words!

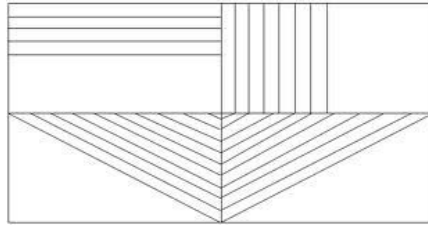


Technical Drawing & Geometric Structures

Remember how to use your set squares to draw parallel lines, perpendicular lines, lines that form 45° between them and lines that form 60° between them.

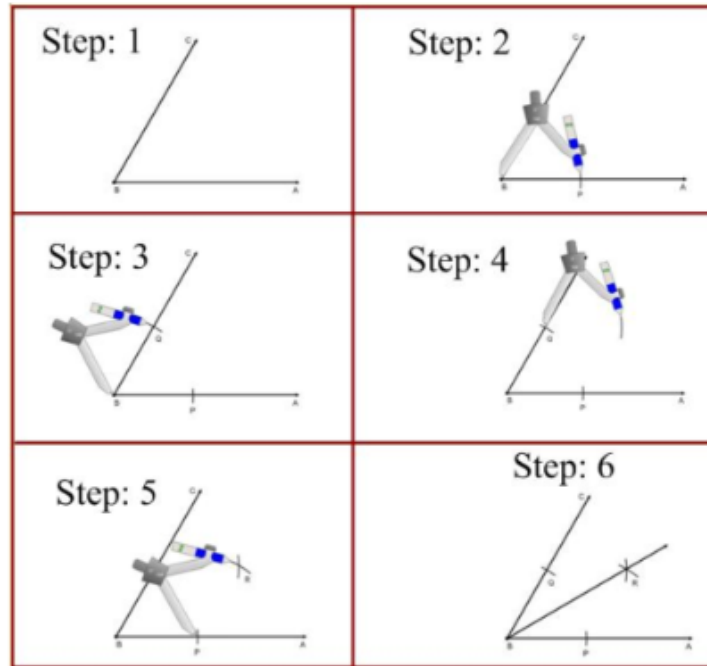


- Using a pencil, draw **parallel lines** in the different sections.

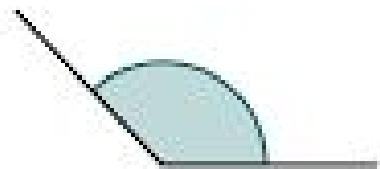

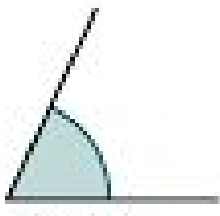


Angle bisector

The angle bisector of an angle is the semi-straight line that divides the angle into two equal angles.




- Using a red pen, draw the **angle bisector** of each angle.




Perspective

INDOOR PERSPECTIVE

- Draw an indoor perspective of the interior of a room with the bed, the desk, the wardrobe, the window, the door ...



Volume



- Fill the figures to create a sense of volume and create a shadow.

Geometric Structures		
